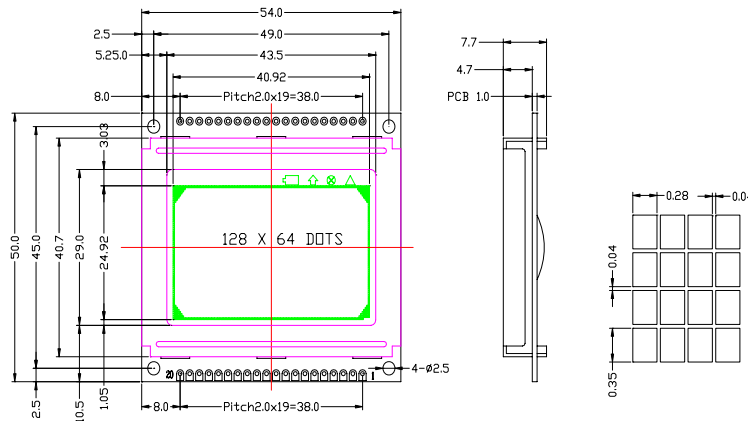


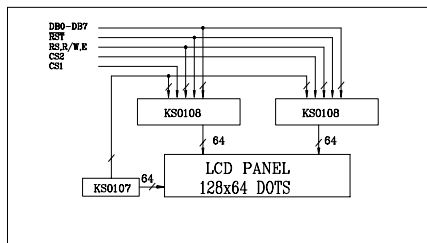


• EXTERNAL DIMENSIONS:

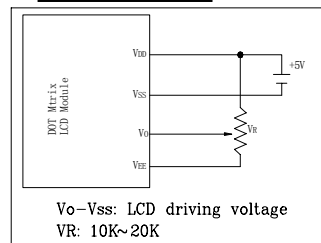
[] For LED Backlight



• BLOCK DIAGRAM:



• POWER SUPPLY:



MECHANICAL SPECIFICATIONS

ITEM	SPECIFICATION	UNIT
Module Size (WxHxT)	54.0x50.0x4.7[7.7]	mm
Viewing Area (WxH)	43.5x29.0	mm
Dot Number (WxH)	128x64	dots
Dot Size (WxH)	0.35x0.28	mm
Dot Pitch (WxH)	0.04x0.04	mm
LCD MODE	STN(Y/G,Gray,Blue),FSTN	

PIN ASSIGNMENT

PIN	SYMBOL	FUNCTION
1	Vss	Power Supply (0V)
2	Vdd	Power Supply (+5V)
3	Vo	Contrast Adjust
4	RS	Data/Instruction Register Select
5	R/W	Read/Write select
6	E	Enable Signal
7-14	DB0~DB7	Data bus Line
15	CS1	Chip select 1
16	CS2	Chip select 2
17	/RST	Reset Singal
18	VEE	Negative Power Out
19,20	A,K	Power Supply

ABSOLUTE MAXIMUM RATINGS

PARAMETER	SYMBOL	MIN.	MAX.	UNIT
Power Supply (logic)	Vdd-Vss	-0.3	7.0	V
Power Supply (LCD)	Vdd-Vo	0.3	15.0	V
Input Voltage	Vi	-0.3	Vdd+0.3	V
Operating Temperature	Topr	0	50	°C
Storage Temperature	Tstg	-20	70	°C

ELECTRICAL CHARACTERISTICS (Ta=25°C)

ITEM	SYMBOL	CONDITION	MIN.	TYP.	MAX.	UNIT
Power Supply (logic)	Vdd	-	4.5	5.0	5.5	V
Supply Current (logic)	Idd	VDD=5.0V	3.0	-	-	mA
Driving Voltage (LCD)	Vdd-Vo		9.0	9.5	10.0	V
Driving Current (LCD)	Ilcd		0	2	-	mA
Input Voltage "H"	Vih		2.2	-	Vdd	V
Input Voltage "L"	Vil		-0.3	-	0.6	V
Output Voltage "H"	Voh		Ioh=-0.205mA	2.4	-	-
Output Voltage "L"	Vol	Iol=1.2mA	-	-	0.4	V

LED BACKLIGHT SPECIFICATIONS(SIZE TYPE)

PARAMETER	TYP.	ITEM	TYP.
Forward Voltage	3.2V	Power Dissipation	65mW
Forward Current	50mA	Emission Wavelength	nm